

Komplexe Fills verstehen + komponieren


[Bausteine im Beispiel: Paradiddle-Variation + Stepped Hi-Hat]

#1 Idee: Paradiddle in 16tel-Triolen (Sechstolen) mit Akzenten Singles R



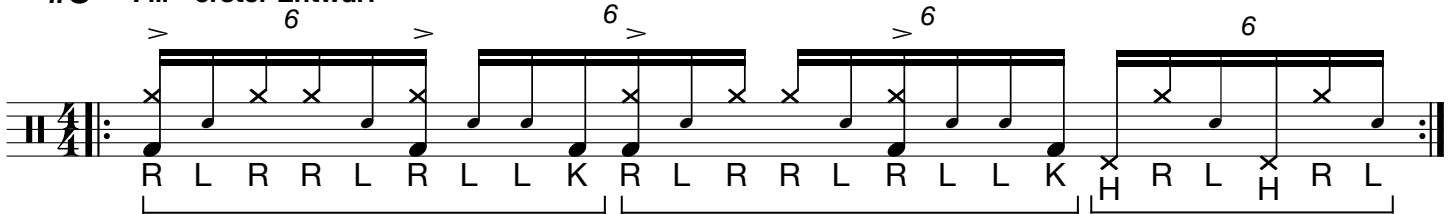
Musical notation for fill #1: Paradiddle in 16th-note triplets with accents on single R notes. The notation shows four groups of sixteenth-note triplets, each starting with an accented R. The drum key below is: R L R R L R L L K R L R R L R L L K R L R R L K.

#2 Idee: Stepped Hi-Hat-Triole im Steve Gadd-Style




Musical notation for fill #2: Stepped Hi-Hat-Triole in Steve Gadd style. The notation shows four groups of sixteenth-note triplets, each starting with an accented H. The drum key below is: H R L H R L H R L H R L H R L H R L H R L H R L.

#3 Fill - erster Entwurf



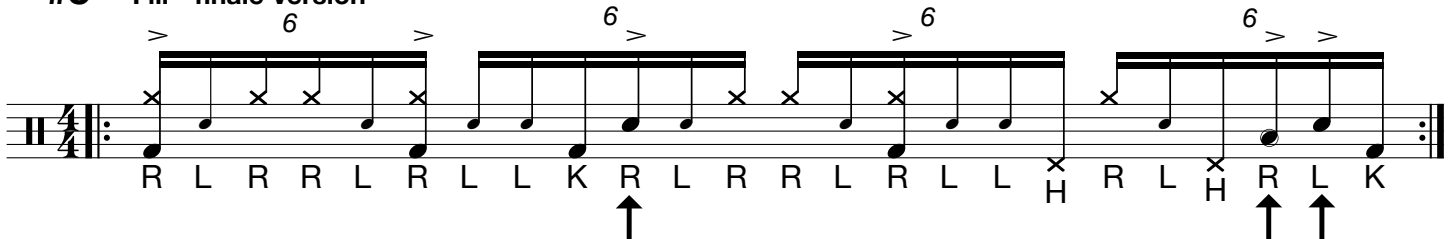
Musical notation for fill #3: First draft of the fill. The notation shows four groups of sixteenth-note triplets, each starting with an accented R. The drum key below is: R L R R L R L L K R L R R L R L L K H R L H R L.

#4 Fill - kleine Anpassung



Musical notation for fill #4: Small adjustment to the fill. The notation shows four groups of sixteenth-note triplets, each starting with an accented R. The drum key below is: R L R R L R L L K R L R R L R L L H R L H R L K.

#5 Fill - finale Version



Musical notation for fill #5: Final version of the fill. The notation shows four groups of sixteenth-note triplets, each starting with an accented R. The drum key below is: R L R R L R L L K R L R R L R L L H R L H R L K. Arrows point to the R notes in the second and fourth groups.

Viel Spaß beim Ausprobieren - finde neue Kombinationen und Bausteine für deine eigenen, kreativen Fills!

Das Video auf YouTube:
<https://youtu.be/lud1Jrm6GP4>



Drumkey:

